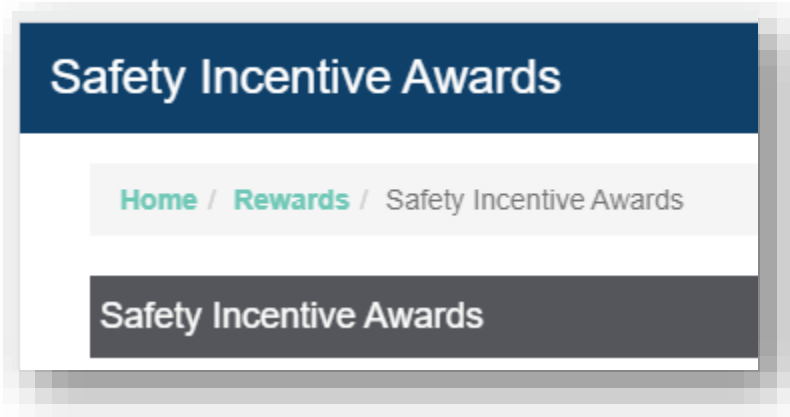
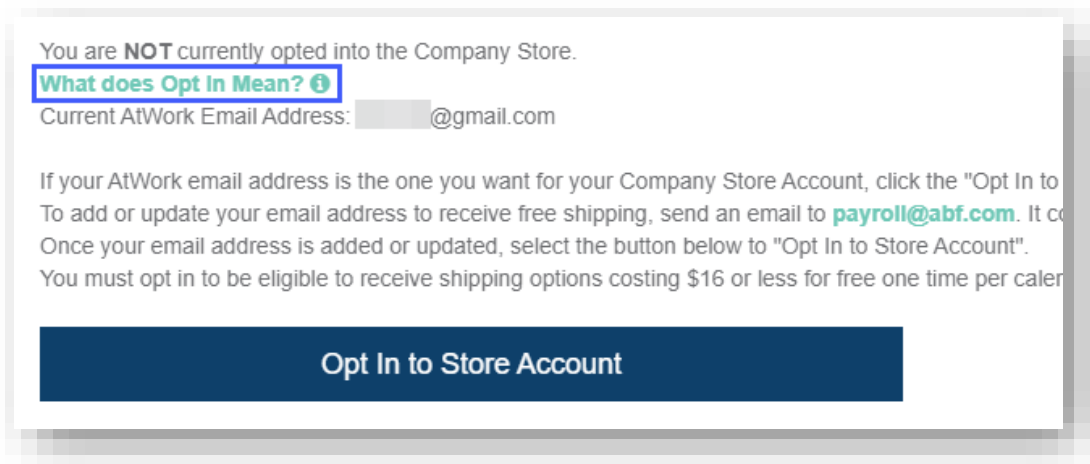


How to redeem your Safety points

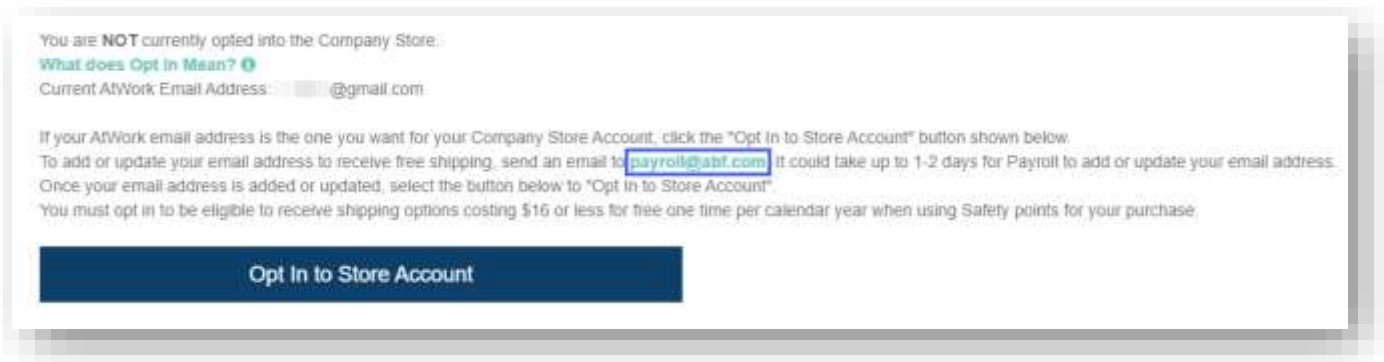
1. Log into your abfatwork.com account.
2. Go to Rewards then Safety Incentive Awards.



3. To maximize your benefits, it is recommended that you opt into the company store site. To view the definition of "Opt In" click the link as shown in the screenshot below on abfatwork.com.



4. Review your Current AtWork Email Address before selecting the "Opt In to Store Account" button. This email address will be used to create your company store account (or sync your employee information to your current company store account) in order to be eligible for the free shipping discount for options \$16 or less for free one time per calendar year when using Safety points for your purchase. (Optional)



- Select the “Transfer Points to Electronic Gift Card Code” button when you are ready to redeem your points at the company store. You can allow your Safety points to accumulate over time. They never expire and you are not required to transfer them until you are ready to redeem them at the company store.

You have a total of **10,000** unredeemed points.

This is equivalent to \$100.00.

You can allow your points to accumulate over time. They never expire and you are not required to transfer them to an electronic gift card code until you are ready to redeem them at the company store.

Transfer Points to Electronic Gift Card Code

- Electronic Gift Card Balances displays all gift card codes with a balance greater than zero. You can use multiple gift card codes to make purchases. Unused gift card balances are saved in this location for reference for later use.

Electronic Gift Card Balances

Note: Multiple codes can be used for the same order

Electronic Gift Card Codes	Balance	Points Transfer Date
XXXXXXXXXXXX76	10,000	5/18/2021
XXXXXXXXXXXX76	1,000	5/18/2021
XXXXXXXXXXXX76	25,000	5/19/2021
XXXXXXXXXXXX76	3,000	5/21/2021

- Points History displays the history of points awarded beginning with the transfer of unredeemed Safety points from the old system as of 05/14/2021.

Points History


This is a history of Safety points earned since the transfer from the old company store site to the new company store site in May 2021.

Company	Department	Date	Description	Points
ABF	SAFETY	4/18/2021	TESTING	10,000
ABF	SAFETY	4/18/2021	TESTING	1,000
ABF	SAFETY	4/19/2021	TESTING	25,000
ABF	SAFETY	4/21/2021	TRANSFER POINTS	3,000

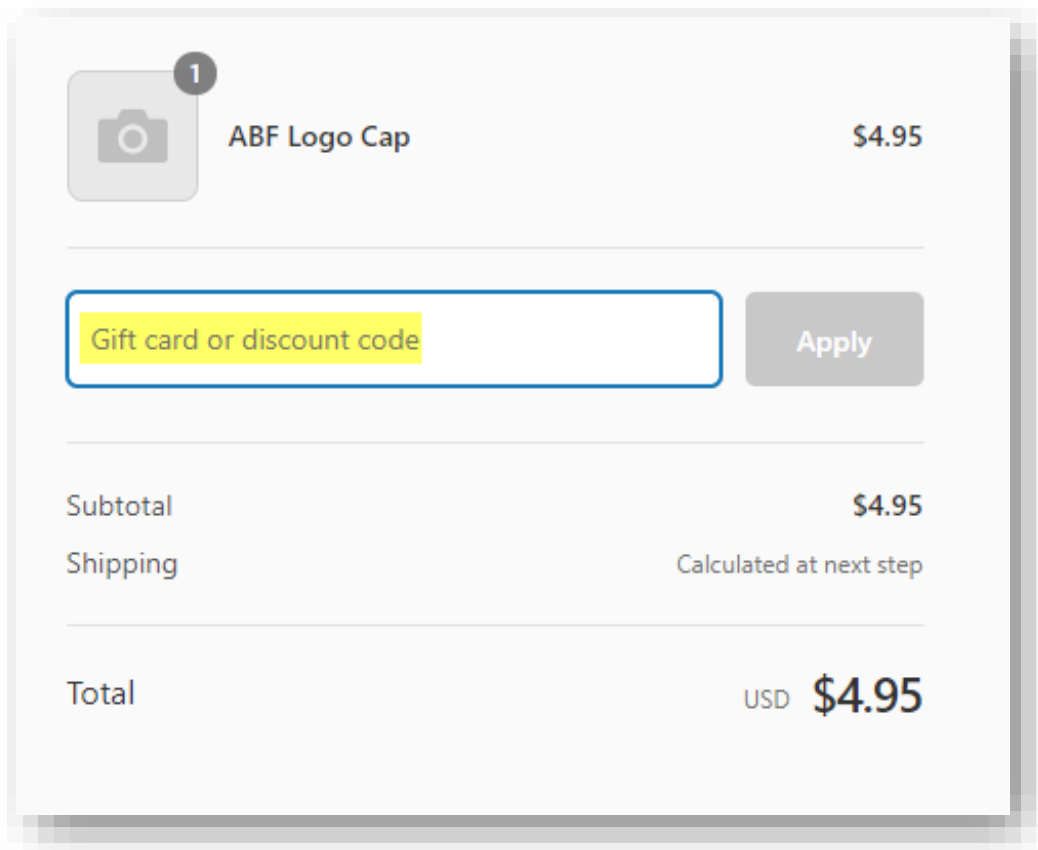
8. Ready to order?
 - a. Select the link “Go to Company Store”.


How to Spend Points at the Company Store

- You must transfer your unredeemed points balance to a Company Store Gift Card (using the Transfer Points button above) to spend points at the Company Store.
 - You will not see the Transfer Points button above if you have 0 unredeemed points.
 - You will receive a gift card code after clicking the Transfer Points button
- You will have to enter this gift card code at checkout for the points to be applied to your purchase.
 - You can enter multiple gift card odes on the same order.
- If you have opted into the Company Store, clicking the "Go to Company Store" link below will automatically sign you in to the Account Info page of your Company Store account. If you do not opt in, it will take you to the company store home page where you can use your electronic gift card code(s) to make a purchase, but not receive free shipping.

Ready to use your electronic gift card code? Go to Company Store 

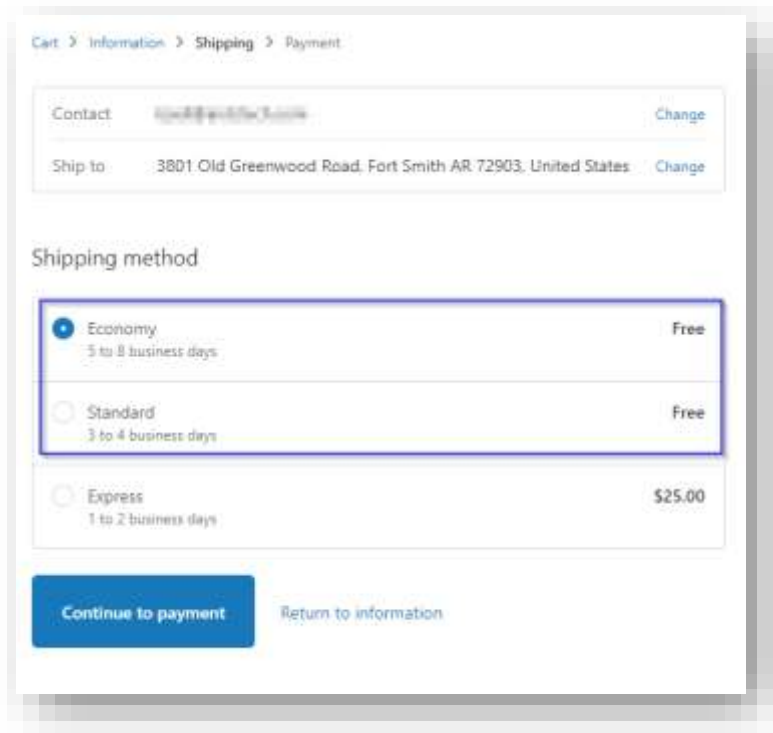
- i. If opted in, this will automatically connect to your Account Info page for your company store account (that is associated with your free shipping discount if eligible).
 - ii. If not opted in, this will open the main company store site.
9. Once you have added all the items you want to purchase to your cart, go to Check Out. For each gift card code and/or the free shipping discount code, you will need to type the code in the text box, then click the Apply button. You can only enter 1 discount code (for example the free shipping discount), but you can enter multiple gift card codes.



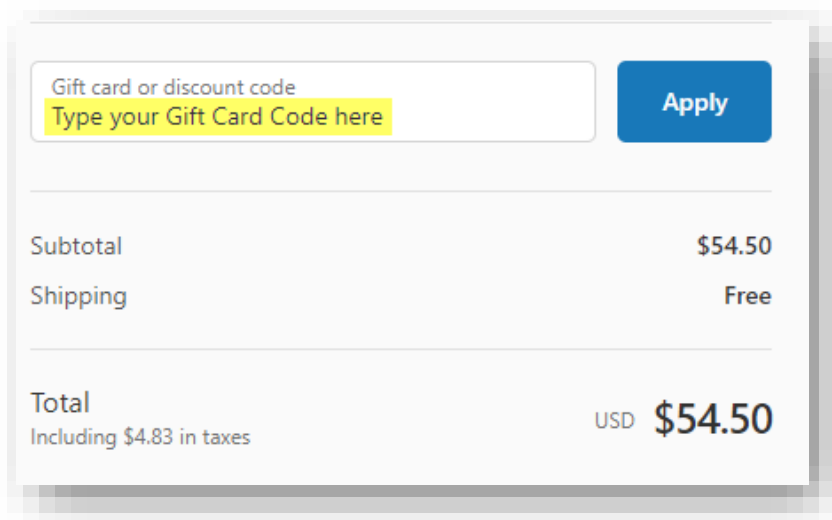
 1	ABF Logo Cap	\$4.95
<input type="text" value="Gift card or discount code"/>		<input type="button" value="Apply"/>
Subtotal		\$4.95
Shipping	Calculated at next step	
Total	USD	\$4.95

****If you have previously signed up for ShopPay – or choose to sign up now – your checkout experience could be slightly different. See the Additional Instructions for using ShopPay below, starting at Step 13. ****

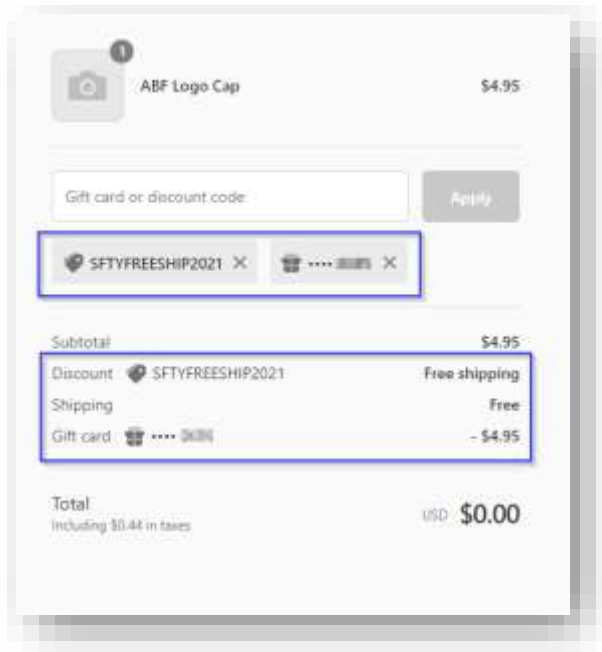
- a. If you have entered the Safety free shipping discount code, the available free shipping options costing \$16 or less will display as Free. Select your preferred shipping method. The Safety free shipping code can only be used once per calendar year for Opted In employees with Safety points.



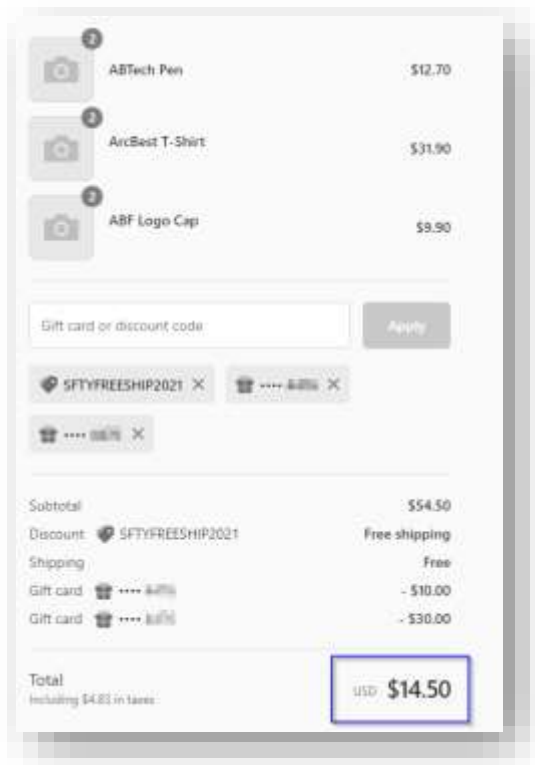
- b. To enter your gift card code, either copy and paste from abfatwork.com or write it down so you can type it into the text box then click the Apply button.



c. Example with Gift card code and Safety free shipping code applied.



d. Example of multiple gift card codes applied to a single order with only one discount code (ex: free shipping code).



10. After free shipping and gift card codes have been applied, if you owe a balance click the Continue to payment button.

Shipping method




<input checked="" type="radio"/> Economy 5 to 8 business days	\$4.90
<input type="radio"/> Standard 3 to 4 business days	\$9.90
<input type="radio"/> Express 1 to 2 business days	\$25.00


[Continue to payment](#) [Return to information](#)

11. Enter your credit or debit card information.


Payment


All transactions are secure and encrypted.

Credit card VISA    and more...

Card number 

Name on card

Expiration date (MM / YY) Security code 

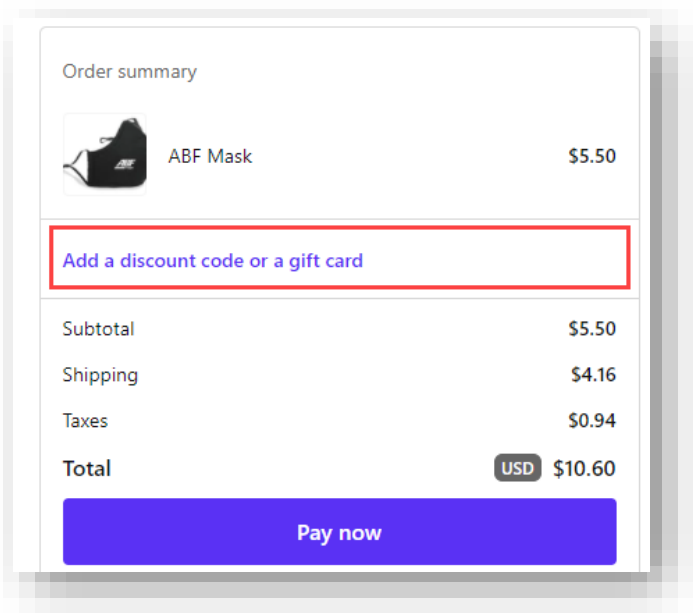
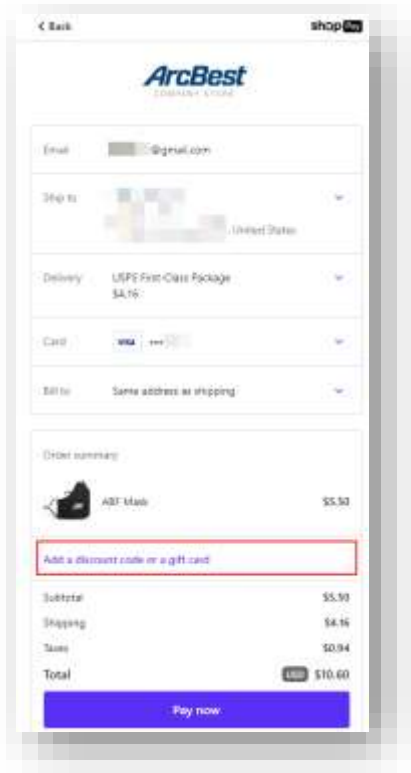


12. When you are ready to place your order, click the Pay Now button. **!! Make sure that any gift card codes and/or Discount Code that you entered were applied to your order correctly before you click the "Pay now" button. !!**

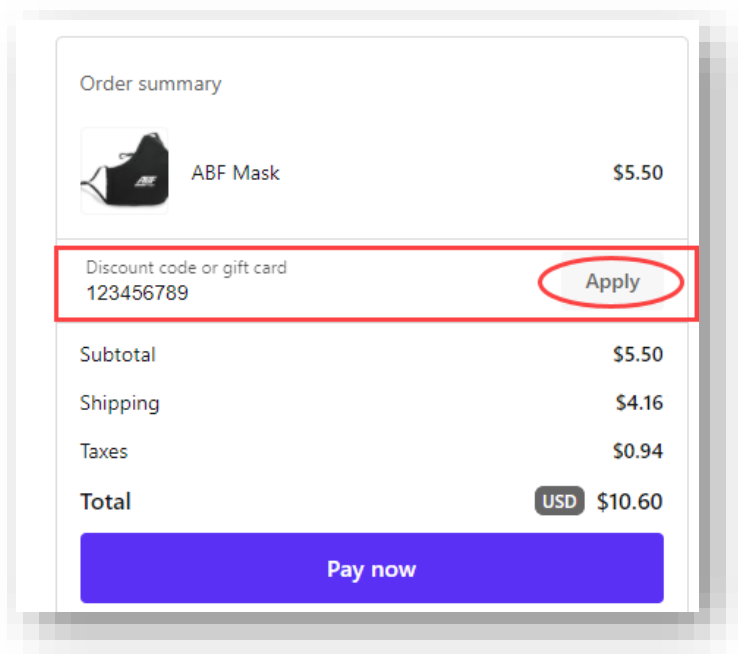
[Pay now](#) [Return to shipping](#)

13. Additional Instructions for using ShopPay

- a. Below is a screenshot of where you will find the text box to enter your Gift Card Code(s) and/or Discount Code on the ShopPay default page.



- b. You will have to click on the section in the box, enter your code(s) and click the apply button after each code entered.



- c. You might be redirected to the regular checkout page, but regardless of which page you end up on, you need to verify that the gift card code(s) and/or discount code you entered were applied correctly before you click the “Pay now” button.

The screenshot shows a checkout page with the following sections:

- Email:** [redacted]@gmail.com
- Ship to:** [redacted] United States
- Delivery:** USPS First-Class Package Free
- Bill to:** Same address as shipping
- Order summary:** ABF Mask \$5.50
- Subtotal:** \$5.50
- Shipping:** Free
- Taxes:** \$0.54
- Gift card:** -\$6.04
- Total:** USD \$0

A blue button labeled "Complete order" is located at the bottom of the form.

For help with this process, please contact the Helpdesk at (479) 785-8900.
If you have any questions about your points or Safety Awards, please email safety@abf.com.